



2020 Annual Report



Since 1990

Our **Mission** is to work with families experiencing homelessness to promote positive transformation in the lives of each family member.

Our **Vision** is to inspire our community to unite so that all people have access to a healthy home.

Outcomes You Made Possible

Transitional Housing:

Client-driven tailored services to end homelessness for one family at a time



192 people experiencing homelessness received housing and support services: 120 kids, 60 moms, 12 dads



92% of Vision House families who completed the program transitioned to permanent housing



84% increase in Life Skills Development, through classes that focused on finances, cooking, parenting, etc



1,371

hours of supportive and empowering case management



355

hours of direct services in Youth and Family Advocacy to restore family bonds

Diversion:

An approach that provides face to face support to identify stable housing options, employment opportunities, and other resources for families to avoid entry into the shelter system



562 families received Diversion Services



18

of those families moved straight to permanent housing

Alumni Services:

Provides a community of support and continued resources to prevent future homelessness



93%

of Alumni families are still in stable housing



62

families received financial support



53%

are currently employed

Breaking the Cycle of Homelessness



Message from our Executive Director

Despite the challenges of 2020, our programs and services have continued to grow, because of you.

2020 Accomplishments:

- Expanded our program with 10 additional apartments in Shoreline
- Expanded our childcare program with a new childcare center in Shoreline
- Opened a Diversion Center
- Childcare center remained open during COVID
- Volunteers gave 5,460 hours
- Continued to provide all services to families to maintain stability during the pandemic
- Provided technology for all remote learning needs for parents and children

With deep gratitude,

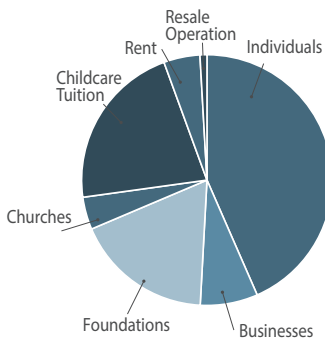
Melissa Gehrig



“Tell everyone at Vision House I say THANK YOU for opening up that place, this is a game changer for anyone you guys come in contact with, thank you thank you thank you.”

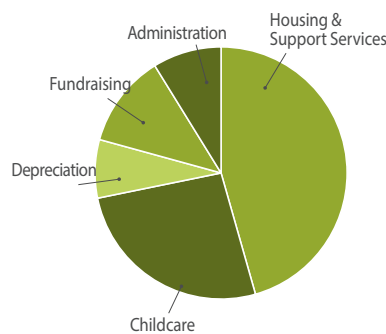
- Jamie

a recent client at our Diversion Center



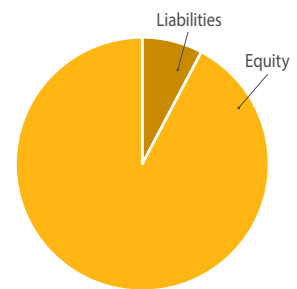
2020 Revenue (Unaudited)

| | | |
|-------------------|------------------|-------------|
| Donations | | |
| Individuals | 2,136,000 | 43% |
| Businesses | 365,000 | 7% |
| Foundations | 873,000 | 18% |
| Churches | 206,000 | 4% |
| Earned Income | | |
| Childcare Tuition | 1,063,000 | 22% |
| Rent | 230,000 | 5% |
| Resale Operation | 44,000 | 1% |
| Total | 4,917,000 | 100% |



2020 Expenses (Unaudited)

| | | |
|----------------------|------------------|-------------|
| Program | | |
| Housing & Support | | |
| Services | 2,035,000 | 46% |
| Childcare | 1,169,000 | 26% |
| Depreciation | 334,000 | 7% |
| Total Program | 3,538,000 | 79% |
| Fundraising | 532,000 | 12% |
| Administration | 393,000 | 9% |
| Total | 4,463,000 | 100% |



2020 Assets and Liabilities

| | |
|---------------------|---------------------|
| Liabilities | \$945,000 |
| Equity | \$11,295,000 |
| Total Assets | \$12,240,000 |

